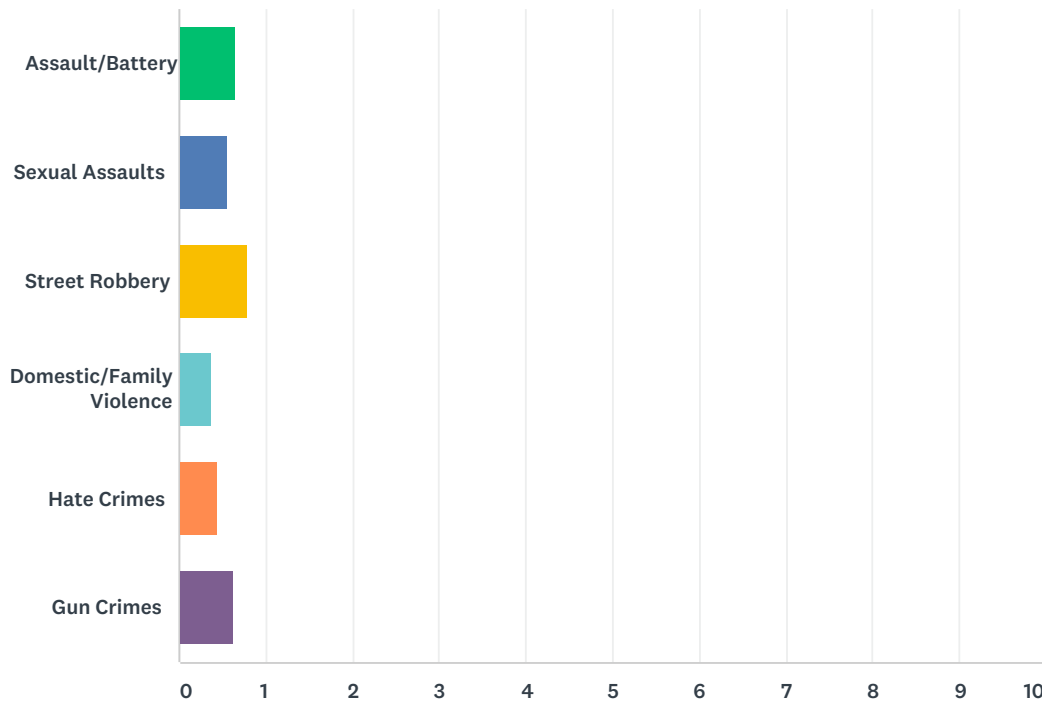


Q1 Please describe how much of a problem the following activities are in YOUR NEIGHBORHOOD.

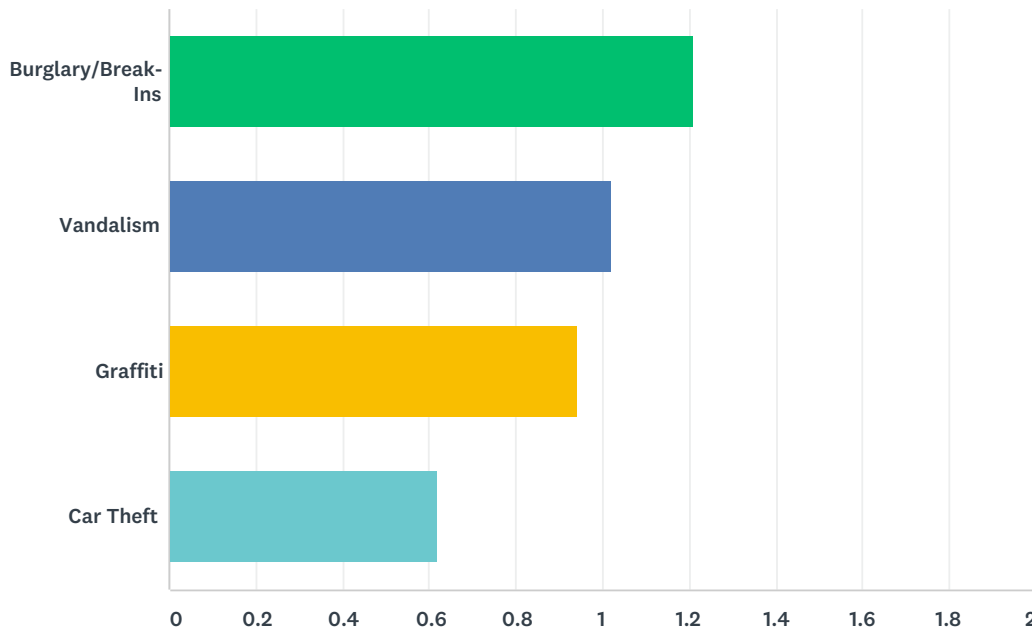
Answered: 534 Skipped: 7



	DON'T KNOW	NO PROBLEM	SMALL PROBLEM	SOMEWHAT OF A PROBLEM	BIG PROBLEM	TOTAL	WEIGHTED AVERAGE
Assault/Battery	34.77% 185	22.93% 122	22.93% 122	15.79% 84	3.57% 19	532	0.65
Sexual Assaults	44.19% 236	19.66% 105	19.10% 102	14.23% 76	2.81% 15	534	0.56
Street Robbery	26.89% 142	22.35% 118	27.08% 143	17.99% 95	5.68% 30	528	0.80
Domestic/Family Violence	57.71% 303	15.43% 81	18.29% 96	7.05% 37	1.52% 8	525	0.37
Hate Crimes	43.37% 229	28.03% 148	16.48% 87	9.85% 52	2.27% 12	528	0.43
Gun Crimes	35.55% 187	25.48% 134	20.72% 109	12.36% 65	5.89% 31	526	0.63

Q2 Please describe how much of a problem the following activities are in YOUR NEIGHBORHOOD.

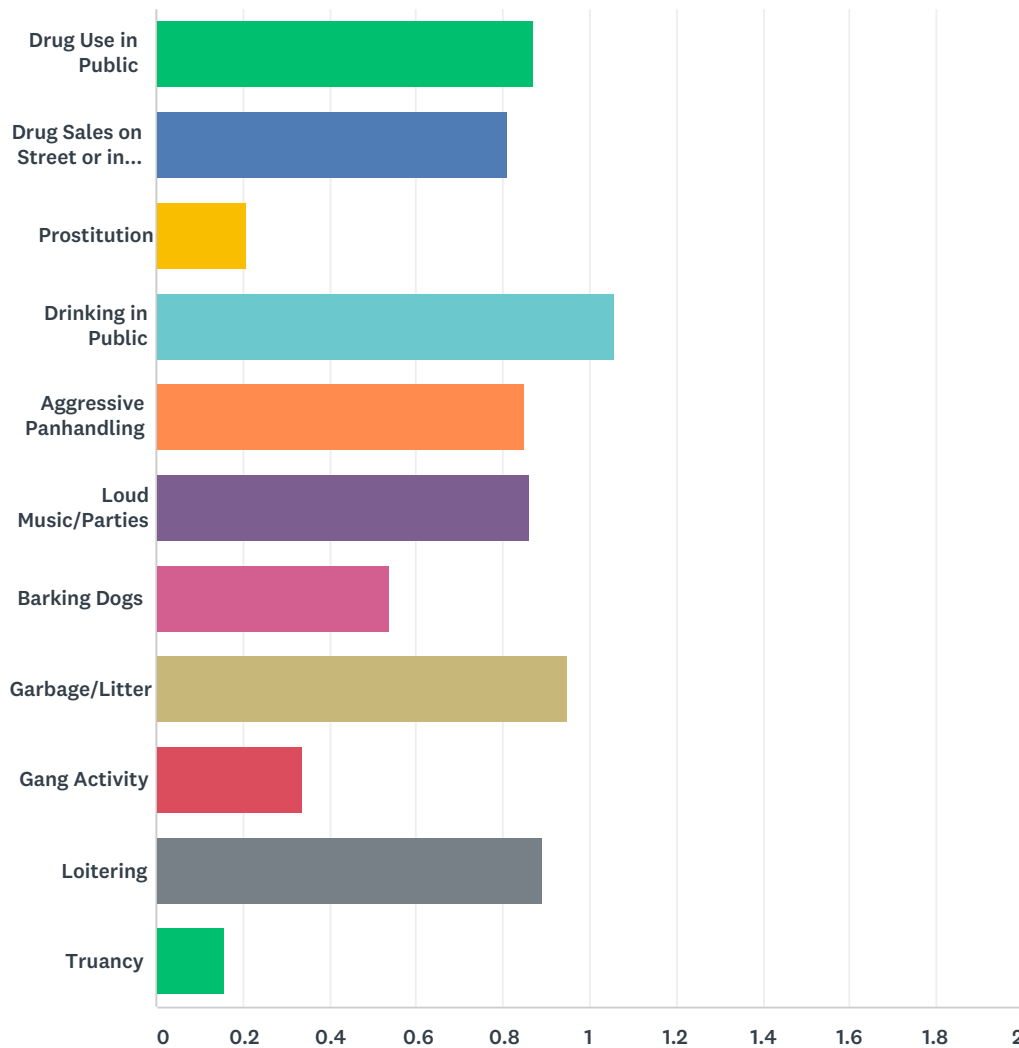
Answered: 519 Skipped: 22



	DON'T KNOW	NO PROBLEM	SMALL PROBLEM	SOMEWHAT OF A PROBLEM	BIG PROBLEM	TOTAL	WEIGHTED AVERAGE
Burglary/Break-Ins	18.18% 94	10.64% 55	30.95% 160	30.75% 159	9.48% 49	517	1.21
Vandalism	17.86% 92	15.73% 81	36.70% 189	23.50% 121	6.21% 32	515	1.02
Graffiti	17.44% 90	25.00% 129	28.29% 146	22.09% 114	7.17% 37	516	0.94
Car Theft	38.91% 200	22.37% 115	20.04% 103	14.01% 72	4.67% 24	514	0.62

Q3 Please describe how much of a problem the following activities are in YOUR NEIGHBORHOOD.

Answered: 501 Skipped: 40

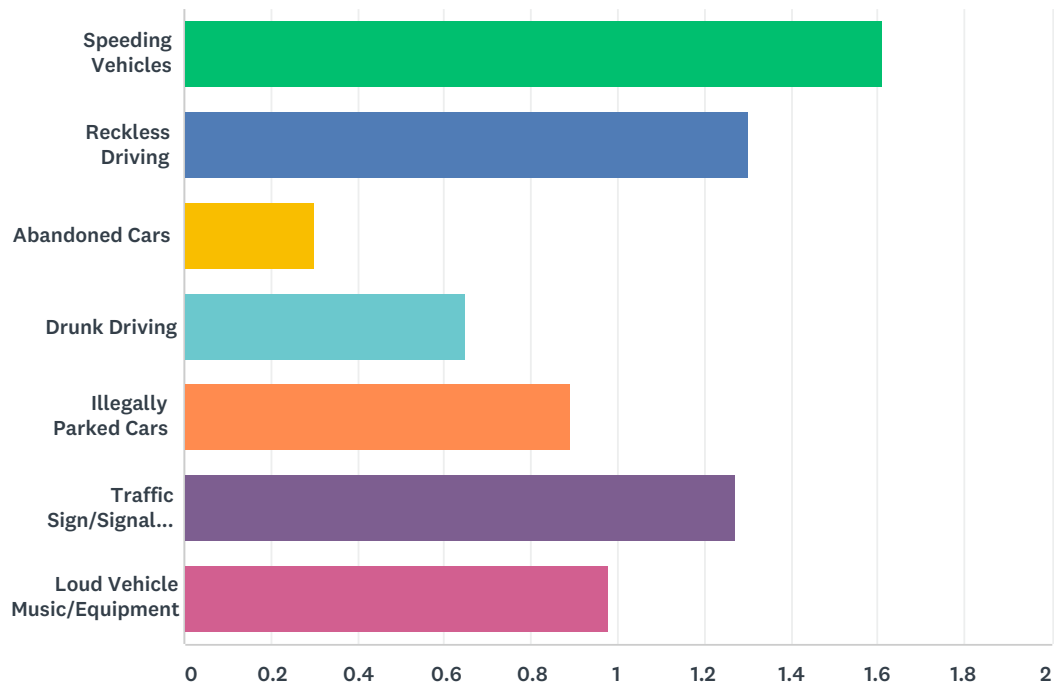


	DON'T KNOW	NO PROBLEM	SMALL PROBLEM	SOMEWHAT OF A PROBLEM	BIG PROBLEM	TOTAL	WEIGHTED AVERAGE
Drug Use in Public	20.72% 103	29.78% 148	21.73% 108	18.51% 92	9.26% 46	497	0.87
Drug Sales on Street or in Drug Houses	31.73% 158	25.10% 125	15.06% 75	18.27% 91	9.84% 49	498	0.81
Prostitution	49.90% 248	37.42% 186	7.04% 35	3.42% 17	2.21% 11	497	0.21
Drinking in Public	13.20% 66	27.40% 137	26.60% 133	18.60% 93	14.20% 71	500	1.06
Aggressive Panhandling	11.02% 55	45.29% 226	16.83% 84	12.63% 63	14.23% 71	499	0.85
Loud Music/Parties	9.05% 45	39.24% 195	27.57% 137	14.08% 70	10.06% 50	497	0.86

Barking Dogs	8.10% 40	53.44% 264	26.72% 132	7.89% 39	3.85% 19	494	0.54
Garbage/Litter	3.60% 18	34.20% 171	38.00% 190	15.60% 78	8.60% 43	500	0.95
Gang Activity	46.36% 229	33.81% 167	9.31% 46	7.29% 36	3.24% 16	494	0.34
Loitering	16.90% 84	36.42% 181	18.91% 94	13.28% 66	14.49% 72	497	0.89
Truancy	59.31% 293	29.55% 146	7.69% 38	1.62% 8	1.82% 9	494	0.16

Q4 Please describe how much of a problem the following activities are in YOUR NEIGHBORHOOD.

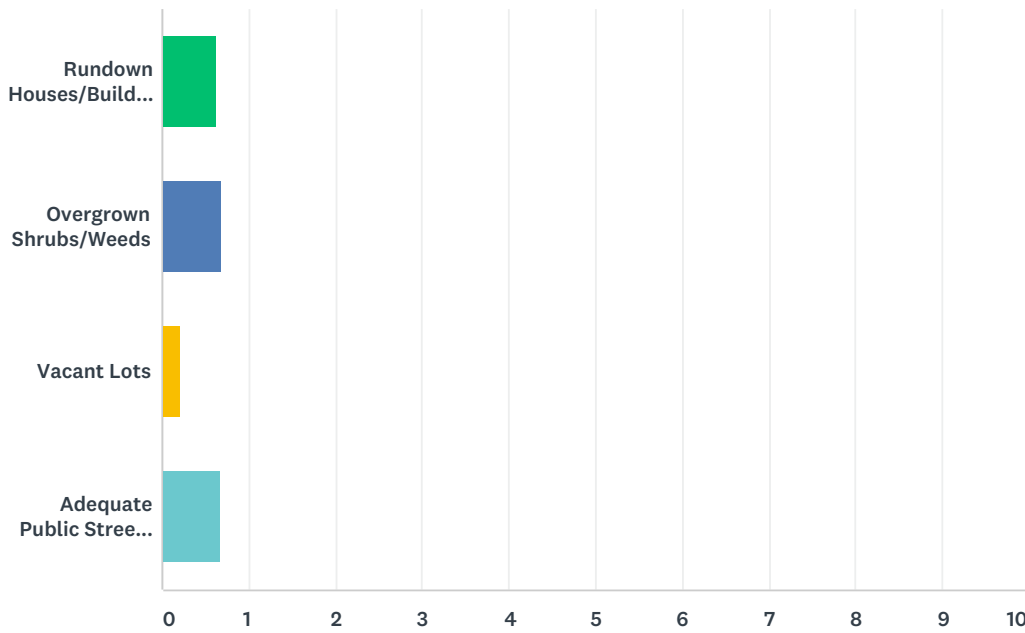
Answered: 496 Skipped: 45



	DON'T KNOW	NO PROBLEM	SMALL PROBLEM	SOMEWHAT OF A PROBLEM	BIG PROBLEM	TOTAL	WEIGHTED AVERAGE
Speeding Vehicles	2.43% 12	14.17% 70	29.55% 146	30.57% 151	23.28% 115	494	1.61
Reckless Driving	8.13% 40	19.31% 95	32.11% 158	23.17% 114	17.28% 85	492	1.30
Abandoned Cars	27.64% 136	51.63% 254	14.43% 71	3.66% 18	2.64% 13	492	0.30
Drunk Driving	45.21% 222	15.89% 78	19.35% 95	12.83% 63	6.72% 33	491	0.65
Illegally Parked Cars	14.08% 69	26.53% 130	37.55% 184	13.88% 68	7.96% 39	490	0.89
Traffic Sign/Signal Violations	12.35% 61	18.83% 93	29.55% 146	20.85% 103	18.42% 91	494	1.27
Loud Vehicle Music/Equipment	6.87% 34	32.32% 160	34.34% 170	16.16% 80	10.30% 51	495	0.98

Q5 Please describe how much of a problem the following activities are in YOUR NEIGHBORHOOD.

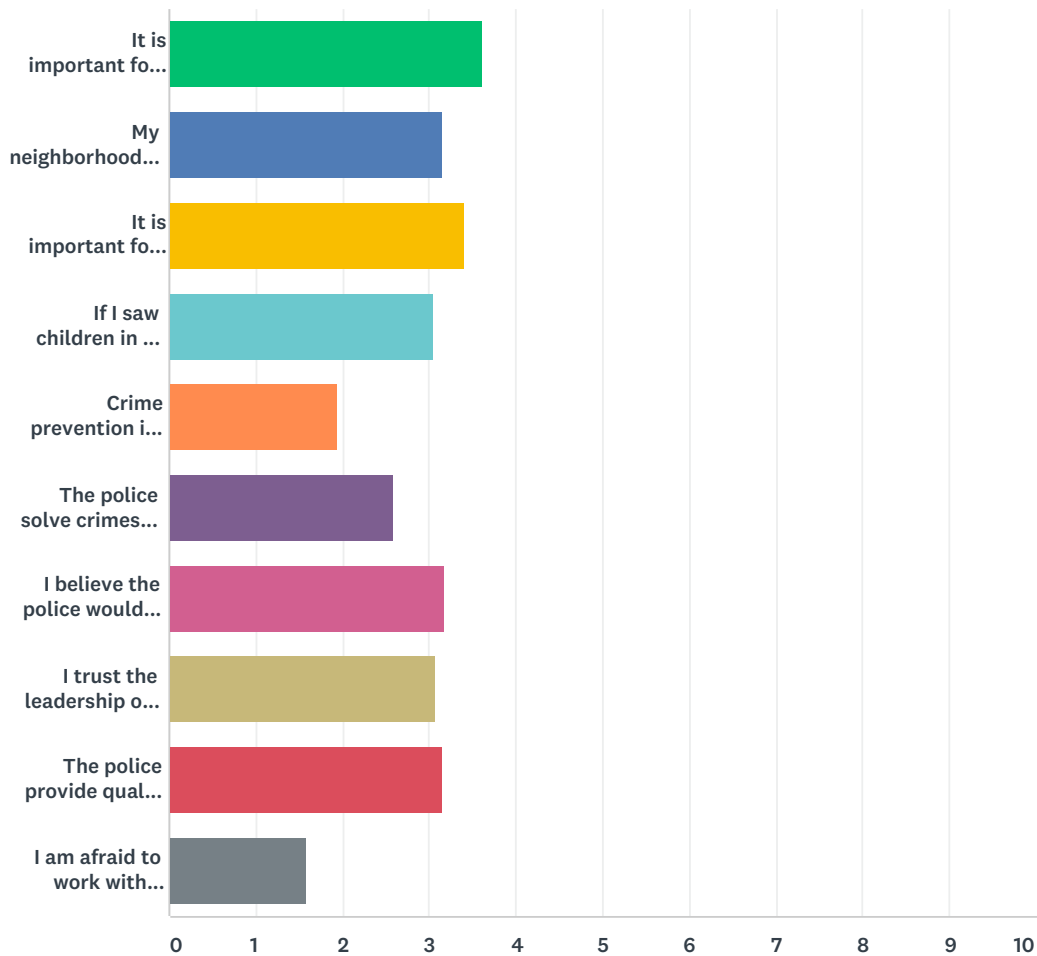
Answered: 493 Skipped: 48



	DON'T KNOW	NO PROBLEM	SMALL PROBLEM	SOMEWHAT OF A PROBLEM	BIG PROBLEM	TOTAL	WEIGHTED AVERAGE
Rundown Houses/Buildings	5.28% 26	47.56% 234	33.74% 166	10.98% 54	2.44% 12	492	0.63
Overgrown Shrubs/Weeds	3.46% 17	46.84% 230	35.64% 175	9.98% 49	4.07% 20	491	0.68
Vacant Lots	6.73% 33	77.35% 379	12.45% 61	2.24% 11	1.22% 6	490	0.21
Adequate Public Street Lighting	3.05% 15	53.16% 261	25.46% 125	14.46% 71	3.87% 19	491	0.66

Q6 Please indicate how much you agree or disagree with the following statements.

Answered: 494 Skipped: 47

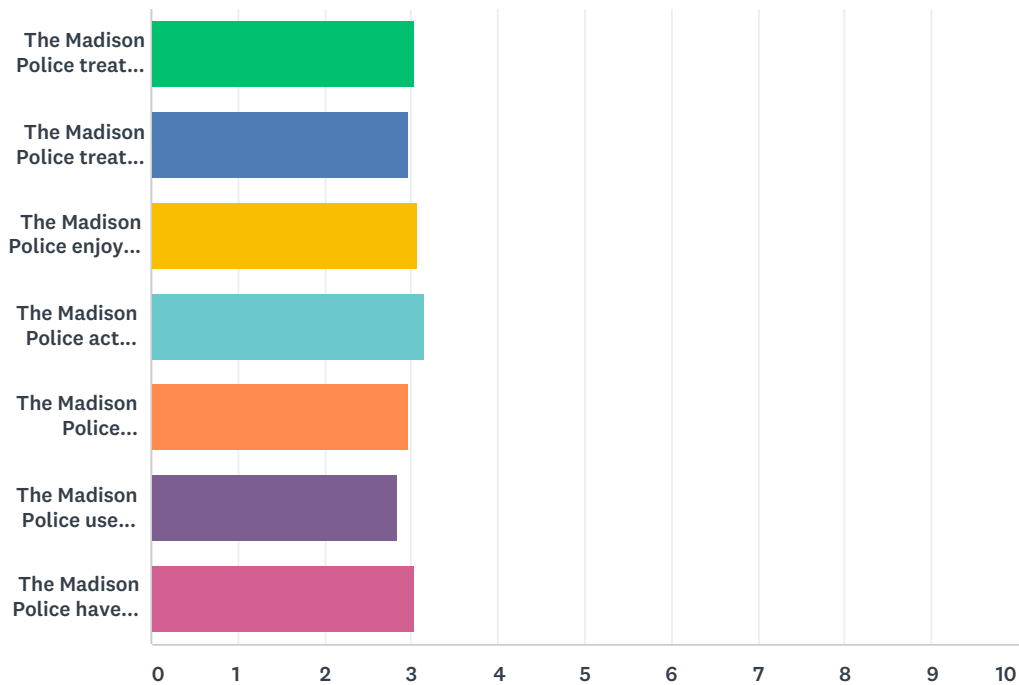


	STRONGLY DISAGREE	DISAGREE	AGREE	STRONGLY AGREE	TOTAL	WEIGHTED AVERAGE
It is important for community members to work with the police to solve local problems.	1.22% 6	0.81% 4	33.94% 167	64.02% 315	492	3.61
My neighborhood is a safe place to live.	2.04% 10	8.16% 40	62.45% 306	27.35% 134	490	3.15
It is important for citizens to take an active role in preventing crime.	0.81% 4	3.87% 19	47.86% 235	47.45% 233	491	3.42
If I saw children in my neighborhood causing problems, I would likely first ask them to stop before I called the police to get involved.	3.27% 16	15.34% 75	54.81% 268	26.58% 130	489	3.05
Crime prevention is the responsibility of the police; NOT citizens like me.	23.88% 117	61.02% 299	12.24% 60	2.86% 14	490	1.94
The police solve crimes quickly.	6.47% 30	31.25% 145	59.27% 275	3.02% 14	464	2.59
I believe the police would respond quickly if I were to call them about an emergency.	2.67% 13	5.75% 28	63.04% 307	28.54% 139	487	3.17

I trust the leadership of the Madison Police Department.	5.18% 25	12.22% 59	52.80% 255	29.81% 144	483	3.07
The police provide quality service to the residents of my community.	3.12% 15	7.07% 34	60.29% 290	29.52% 142	481	3.16
I am afraid to work with police for fear of retaliation.	53.20% 258	37.94% 184	5.77% 28	3.09% 15	485	1.59

Q7 Please indicate your feelings/beliefs of the City of Madison Police Department.

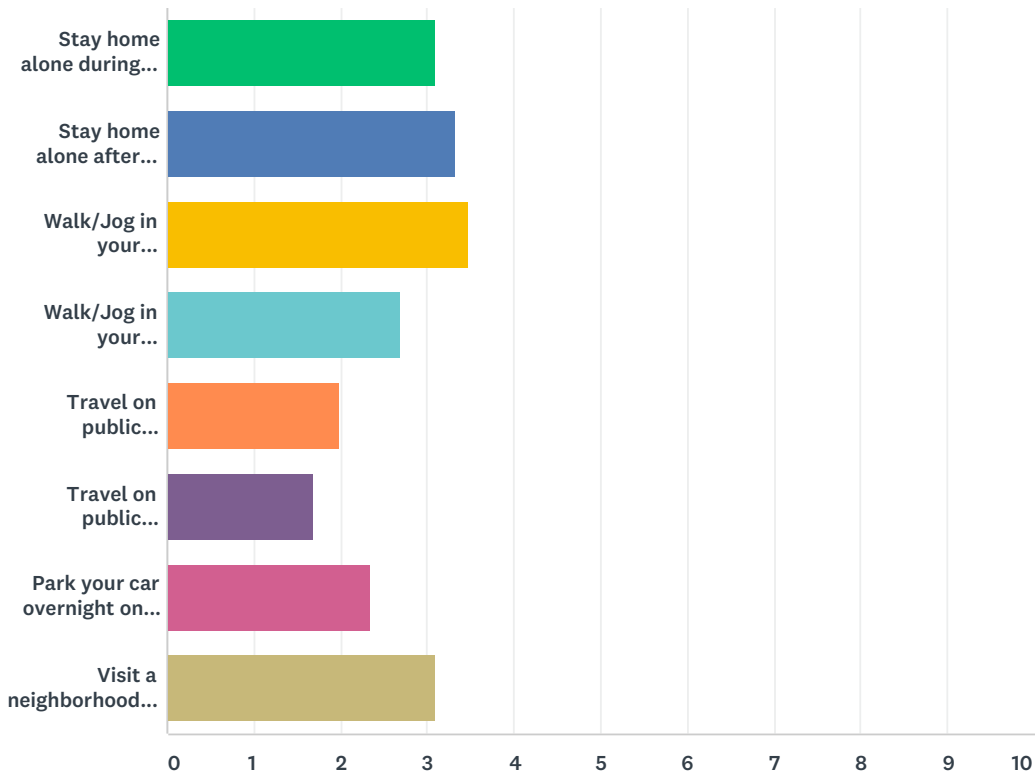
Answered: 475 Skipped: 66



	NEVER	SOMETIMES	MOST OF THE TIME	ALWAYS	TOTAL	WEIGHTED AVERAGE
The Madison Police treat people with respect.	1.05% 5	15.58% 74	62.95% 299	20.42% 97	475	3.03
The Madison Police treat people fairly.	1.27% 6	18.57% 88	61.81% 293	18.35% 87	474	2.97
The Madison Police enjoy helping people.	1.69% 8	15.68% 74	55.08% 260	27.54% 130	472	3.08
The Madison Police act professionally.	1.26% 6	10.95% 52	59.37% 282	28.42% 135	475	3.15
The Madison Police understand my values.	3.24% 15	20.09% 93	53.13% 246	23.54% 109	463	2.97
The Madison Police use appropriate force.	1.49% 7	27.93% 131	54.80% 257	15.78% 74	469	2.85
The Madison Police have earned my trust.	4.01% 19	18.78% 89	47.26% 224	29.96% 142	474	3.03

Q8 The following questions ask you how often you engage in a variety of activities. Please select a response for each activity. Please consider
 :Never-----0 times/month Seldom-----1-2
 times/month Occasionally---1-2 times/week Often-----3+
 times/week How often do you...

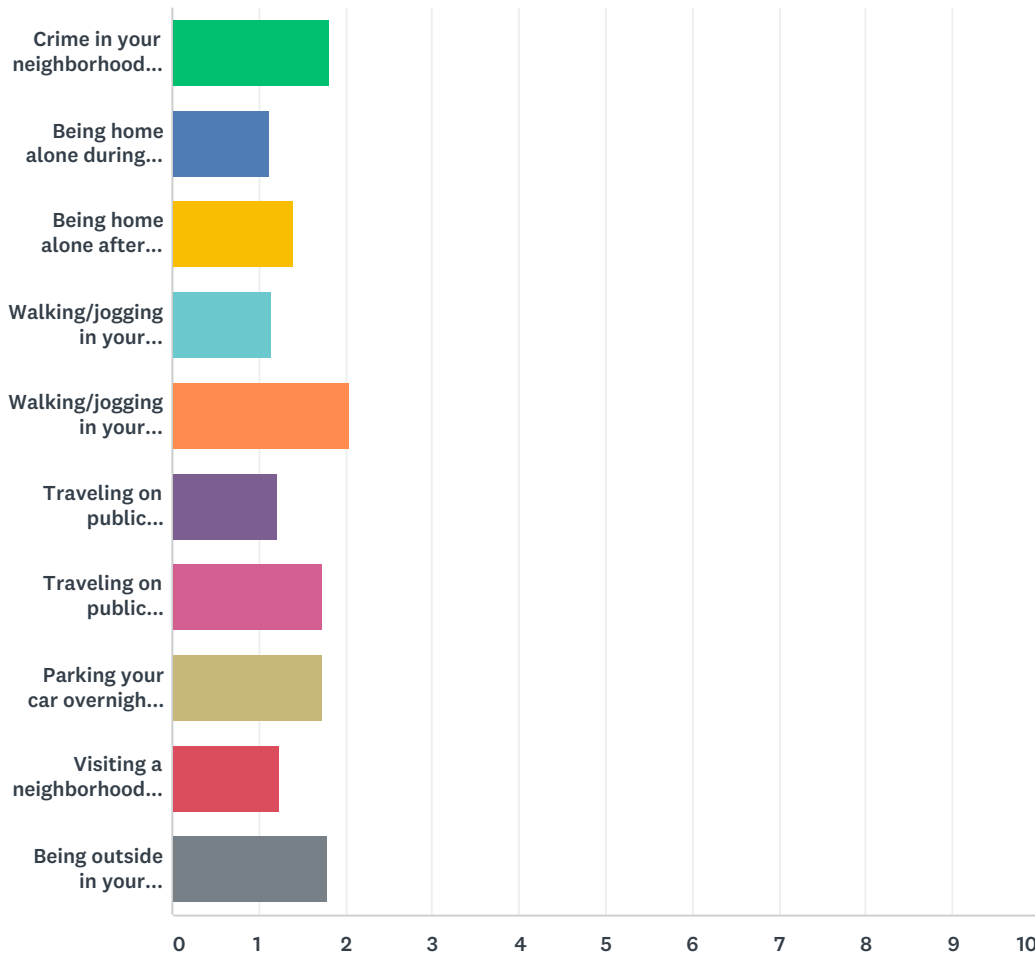
Answered: 474 Skipped: 67



	NEVER	SELDOM	OCCASIONALLY	OFTEN	TOTAL	WEIGHTED AVERAGE
Stay home alone during the day	5.49% 26	22.57% 107	28.06% 133	43.88% 208	474	3.10
Stay home alone after dark	4.03% 19	16.53% 78	22.88% 108	56.57% 267	472	3.32
Walk/Jog in your neighborhood in the daytime	4.86% 23	7.82% 37	21.99% 104	65.33% 309	473	3.48
Walk/Jog in your neighborhood after dark	17.09% 81	22.78% 108	32.70% 155	27.43% 130	474	2.70
Travel on public transportation during the day	47.67% 225	22.88% 108	12.29% 58	17.16% 81	472	1.99
Travel on public transportation after dark	57.51% 272	22.62% 107	11.84% 56	8.03% 38	473	1.70
Park your car overnight on the street	35.32% 166	20.85% 98	18.30% 86	25.53% 120	470	2.34
Visit a neighborhood park or playground	6.98% 33	17.97% 85	32.77% 155	42.28% 200	473	3.10

Q9 The following questions ask you about how fearful you are of crime or your personal safety. Indicate how fearful you are of the following by selecting one response to the right of each statement.

Answered: 472 Skipped: 69

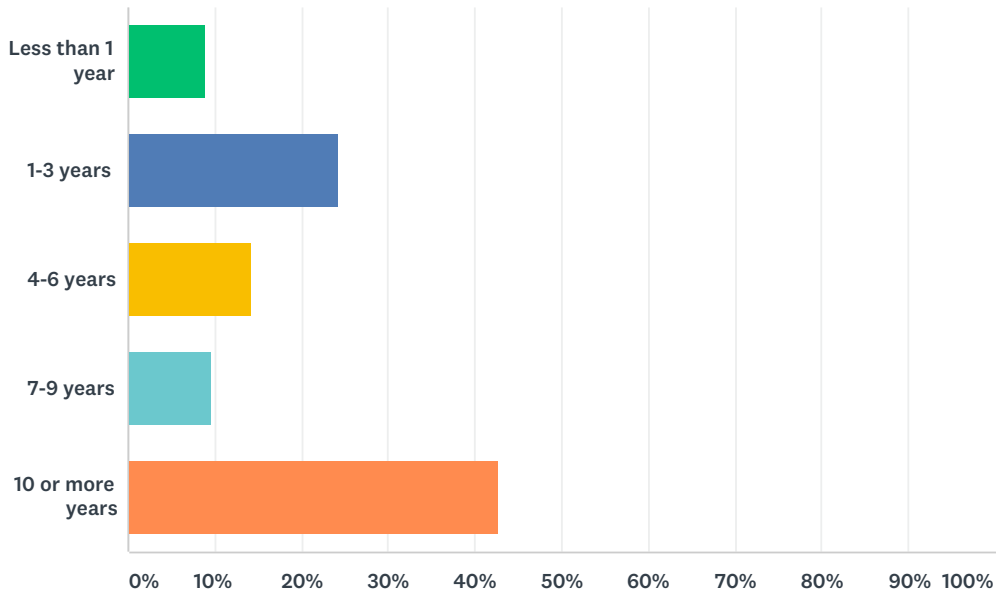


	NOT AFRAID AT ALL	ONLY SOMEWHAT AFRAID	AFRAID	VERY AFRAID	TOTAL	WEIGHTED AVERAGE
Crime in your neighborhood (in general)	32.98% 154	54.82% 256	9.42% 44	2.78% 13	467	1.82
Being home alone during the day	89.17% 420	9.34% 44	0.85% 4	0.64% 3	471	1.13
Being home alone after dark	66.03% 311	28.03% 132	4.46% 21	1.49% 7	471	1.41
Walking/jogging in your neighborhood during the day	86.70% 404	11.16% 52	1.50% 7	0.64% 3	466	1.16
Walking/jogging in your neighborhood after dark	23.62% 111	54.26% 255	16.60% 78	5.53% 26	470	2.04
Traveling on public transportation during the day	81.86% 370	14.60% 66	2.88% 13	0.66% 3	452	1.22

Traveling on public transportation after dark	50.44% 227	32.67% 147	9.78% 44	7.11% 32	450	1.74
Parking your car overnight on the street	43.76% 200	41.58% 190	11.82% 54	2.84% 13	457	1.74
Visiting a neighborhood park or playground	80.81% 379	16.42% 77	2.13% 10	0.64% 3	469	1.23
Being outside in your neighborhood at night	37.45% 176	49.79% 234	9.36% 44	3.40% 16	470	1.79

Q10 Approximately how long have you lived at your current location?

Answered: 464 Skipped: 77



ANSWER CHOICES	RESPONSES	
Less than 1 year	9.05%	42
1-3 years	24.35%	113
4-6 years	14.22%	66
7-9 years	9.70%	45
10 or more years	42.67%	198
TOTAL		464

Q11 What street do you live on?

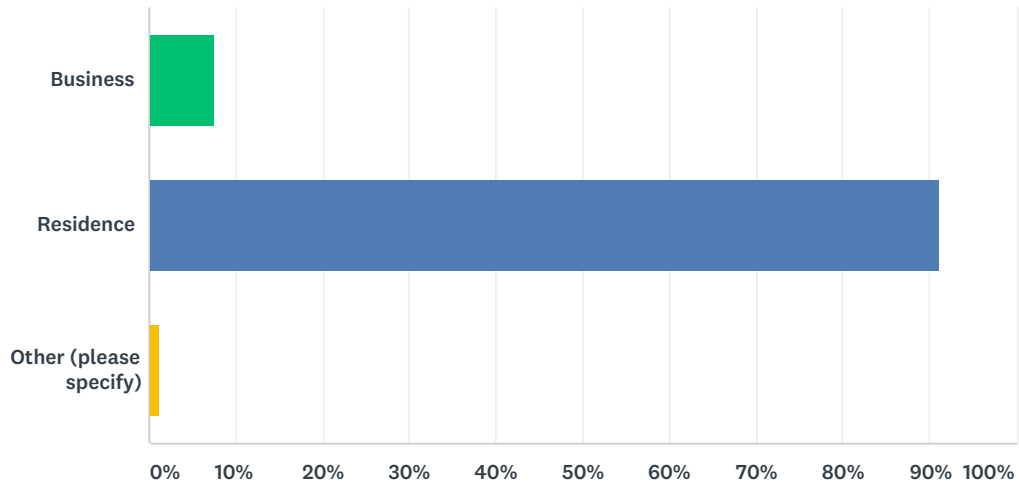
Answered: 452 Skipped: 89

Q12 What block do you live on (i.e., 1100, 2900, etc)?

Answered: 440 Skipped: 101

Q13 Is this a business or a residence?

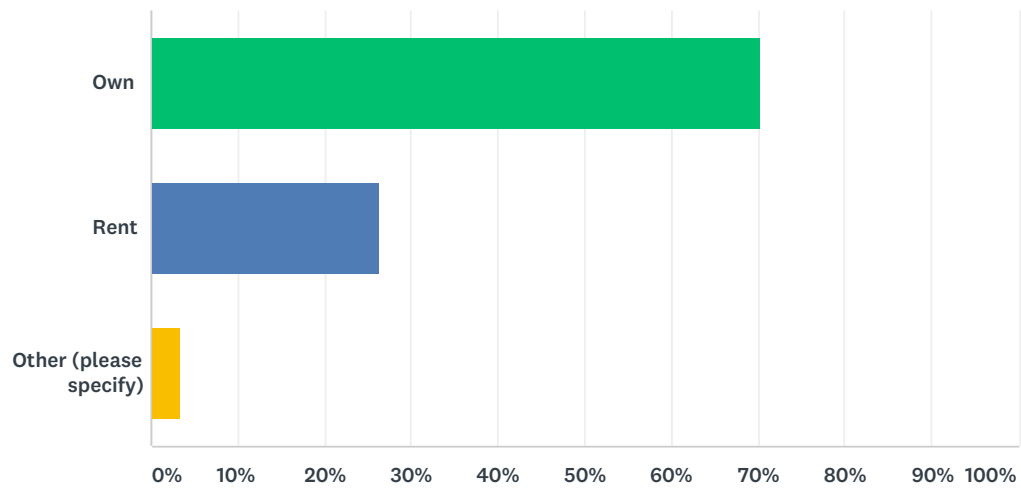
Answered: 462 Skipped: 79



ANSWER CHOICES	RESPONSES	
Business	7.58%	35
Residence	91.13%	421
Other (please specify)	1.30%	6
TOTAL		462

Q14 Do you own or rent your property?

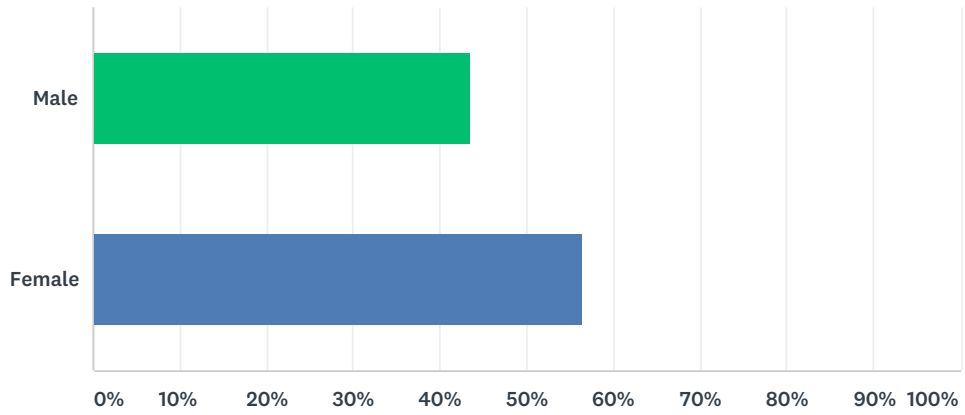
Answered: 462 Skipped: 79



ANSWER CHOICES	RESPONSES	
Own	70.35%	325
Rent	26.41%	122
Other (please specify)	3.25%	15
TOTAL		462

Q15 What is your gender?

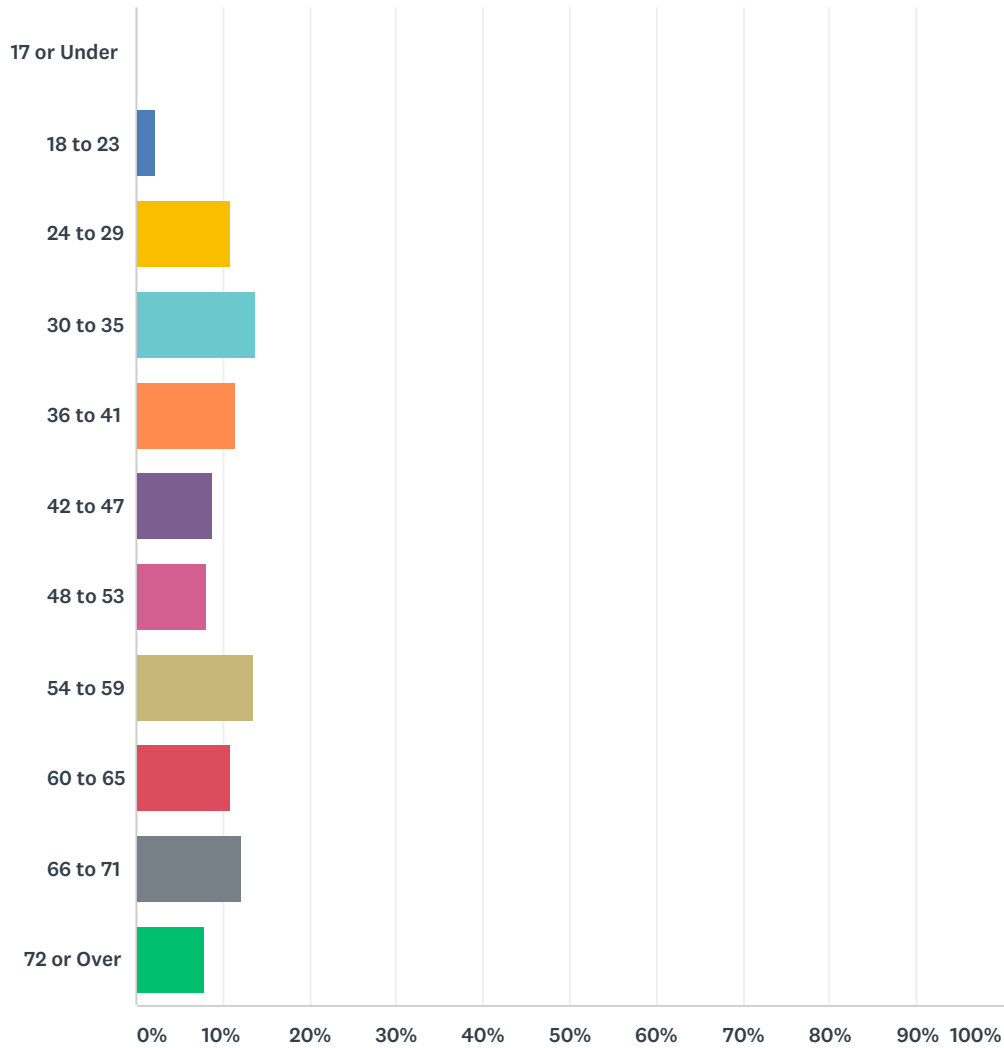
Answered: 455 Skipped: 86



ANSWER CHOICES	RESPONSES	
Male	43.52%	198
Female	56.48%	257
TOTAL		455

Q16 How old are you?

Answered: 458 Skipped: 83

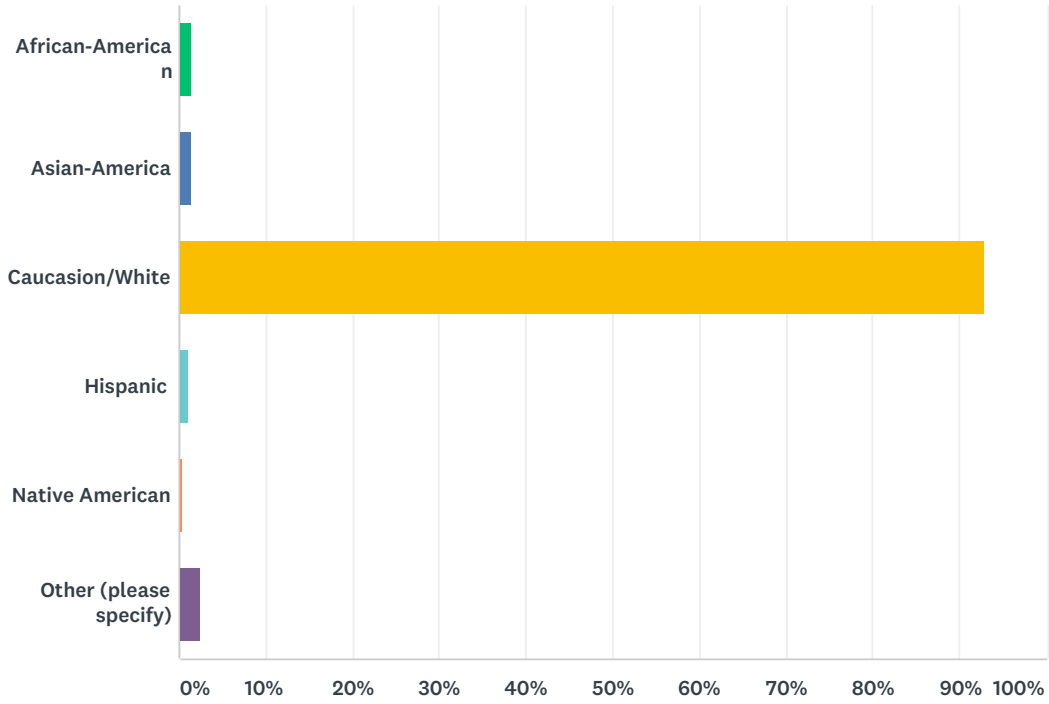


ANSWER CHOICES	RESPONSES	
17 or Under	0.00%	0
18 to 23	2.40%	11
24 to 29	10.92%	50
30 to 35	13.76%	63
36 to 41	11.57%	53
42 to 47	8.73%	40
48 to 53	8.08%	37
54 to 59	13.54%	62
60 to 65	10.92%	50
66 to 71	12.23%	56

72 or Over	7.86%	36
TOTAL		458

Q17 What is your race/ethnicity?

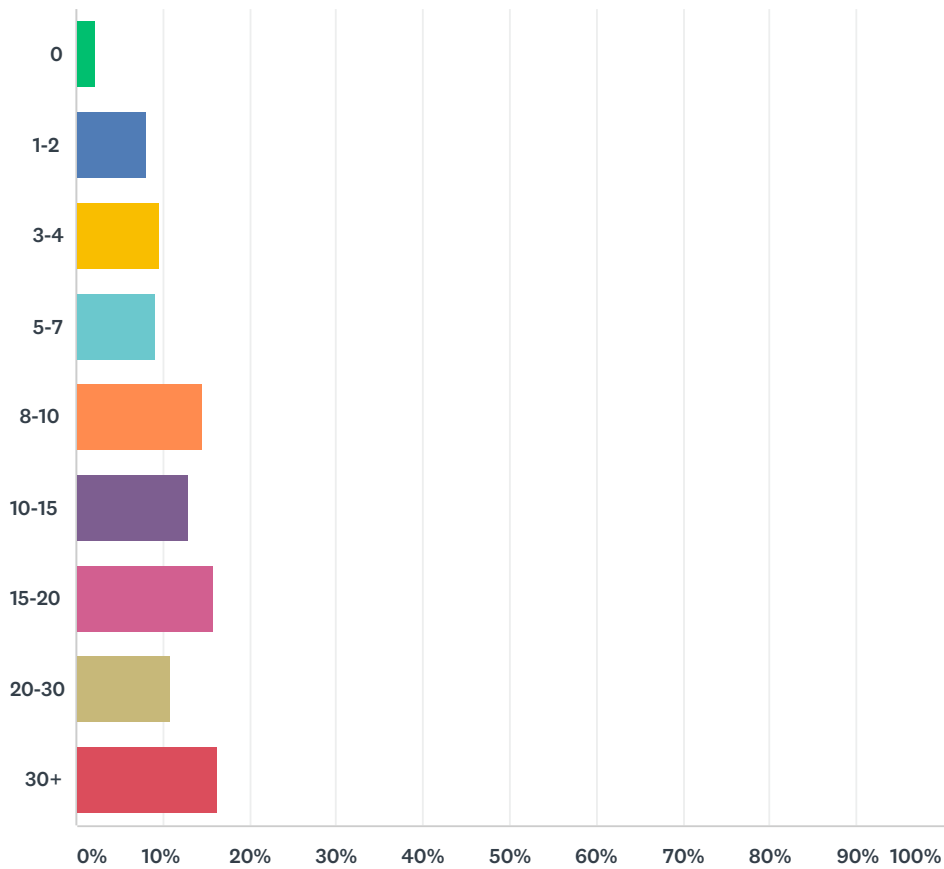
Answered: 452 Skipped: 89



ANSWER CHOICES	RESPONSES	
African-American	1.55%	7
Asian-America	1.55%	7
Caucasian/White	92.92%	420
Hispanic	1.11%	5
Native American	0.44%	2
Other (please specify)	2.43%	11
TOTAL		452

Q18 Besides your household, how many people do you know by name in your neighborhood?

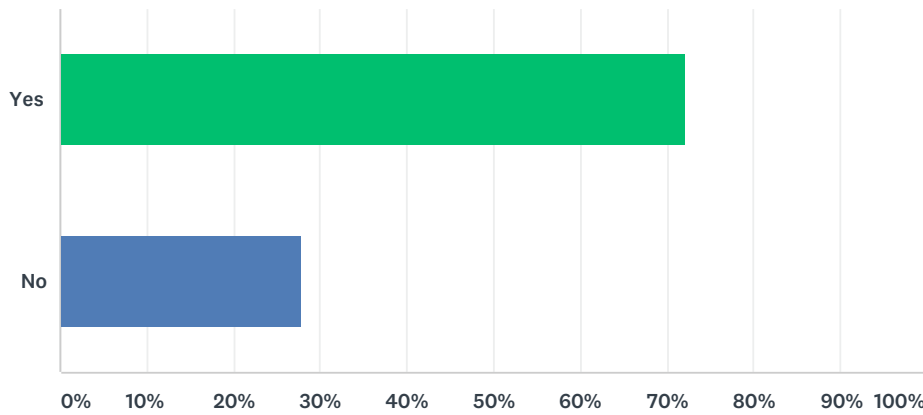
Answered: 460 Skipped: 81



ANSWER CHOICES	RESPONSES	
0	2.39%	11
1-2	8.26%	38
3-4	9.57%	44
5-7	9.13%	42
8-10	14.57%	67
10-15	13.04%	60
15-20	15.87%	73
20-30	10.87%	50
30+	16.30%	75
TOTAL		460

Q19 Do you know what neighborhood association is active in your neighborhood?

Answered: 457 Skipped: 84



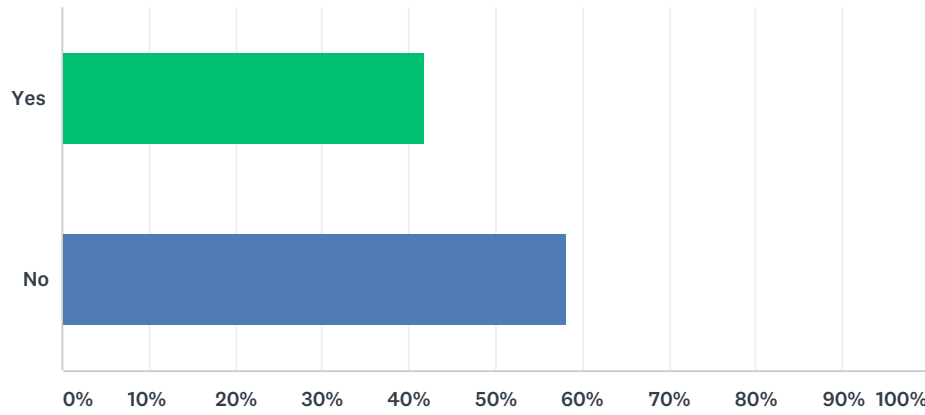
ANSWER CHOICES	RESPONSES	
Yes	72.21%	330
No	27.79%	127
TOTAL		457

Q20 If yes, which neighborhood association are you located in?

Answered: 326 Skipped: 215

Q21 Are you a member of your neighborhood association?

Answered: 453 Skipped: 88



ANSWER CHOICES	RESPONSES	
Yes	41.94%	190
No	58.06%	263
TOTAL		453

Q22 Is there anything you would like to say to the Madison Police Department?

Answered: 283 Skipped: 258